


智易科技股份有限公司
(3596)

111年第一季財務報告



111年6月16日

Safe Harbour Notice

This presentation contains forward-looking statements, which are any predictions, projections, or other statements about future events. These statements are based on current expectations and assumptions that are subject to risks and uncertainties. Actual results could materially differ because of factors discussed in today's earnings press release, in the comments made during the conference call, and other reports and filings with the Taiwan Stock Exchange. We do not undertake any duty to update forward-looking statements.

111年第一季合併綜合損益表

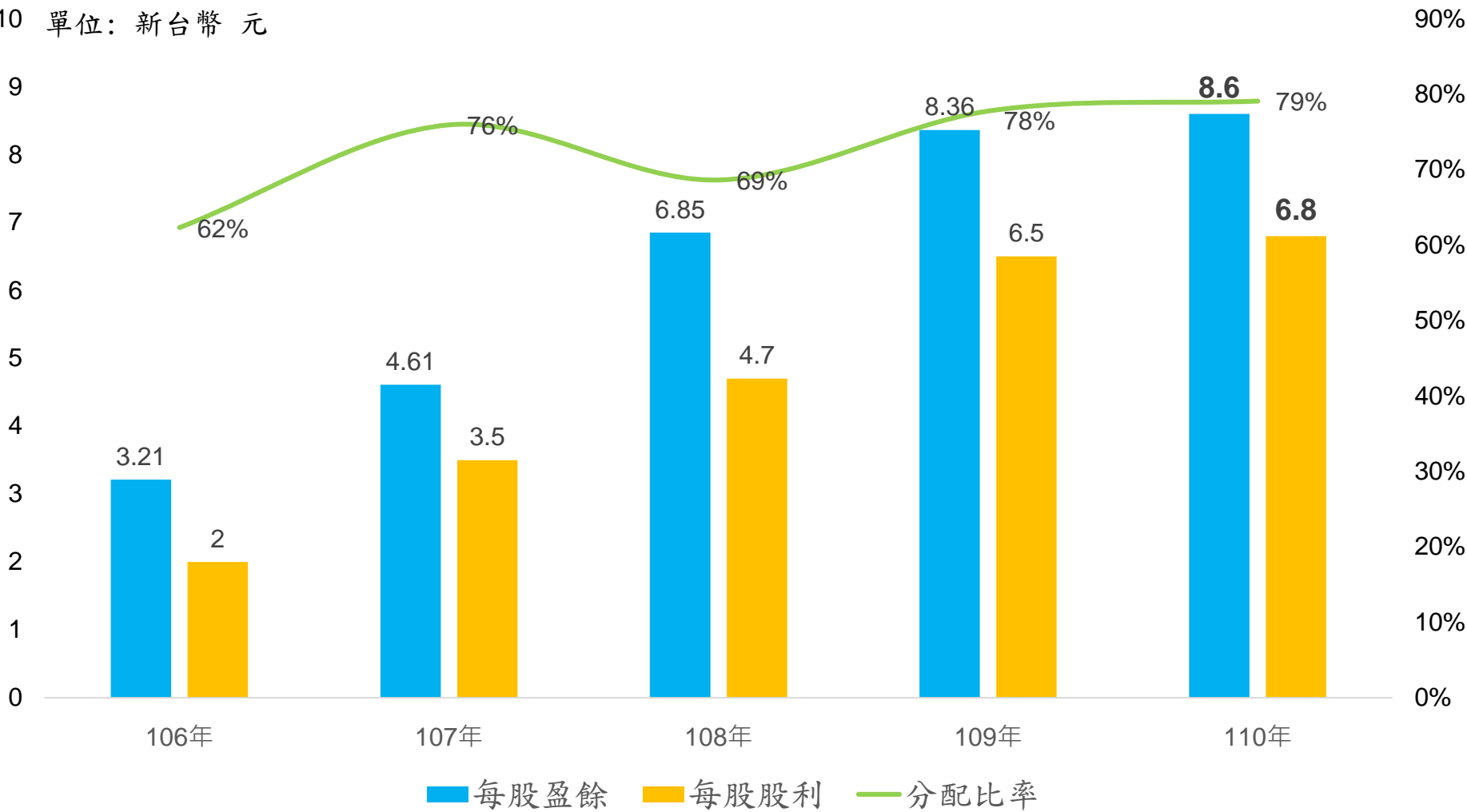
| 單位:新台幣百萬元 | 111年第一季 | | 110年第四季 | | 110年第一季 | | 季成長 Change (%) | 年成長 Change(%) |
|-------------|---------|--------|---------|--------|---------|--------|-------------------|------------------|
| 營業收入 | 10,300 | 100.0% | 9,586 | 100.0% | 9,625 | 100.0% | 7% | 7% |
| 營業毛利 | 1,415 | 13.7% | 1,341 | 14.0% | 1,357 | 14.1% | | |
| 營業費用 | 939 | 9.1% | 773 | 8.1% | 741 | 7.7% | | |
| 營業淨利 | 476 | 4.6% | 568 | 5.9% | 616 | 6.4% | -16% | -23% |
| 營業外收入及支出 | 31 | 0.3% | 43 | 0.4% | (32) | (0.3)% | | |
| 稅前淨利 | 507 | 4.9% | 611 | 6.4% | 584 | 6.1% | -17% | -13% |
| 減: 所得稅費用 | 132 | 1.3% | 162 | 1.7% | 129 | 1.3% | | |
| 本期淨利 | 375 | 3.6% | 449 | 4.7% | 455 | 4.7% | -16% | -18% |
| 本期淨利歸屬於: | | | | | | | | |
| 母公司業主 | 390 | | 465 | | 454 | | -16% | -14% |
| 非控制權益 | (15) | | (16) | | 1 | | | |
| 基本每股盈餘(NTD) | 1.80 | | 2.20 | | 2.20 | | | |

合併資產負債表

單位：新台幣百萬元

| | 111.3.31 | | 110.12.31 | | 110.3.31 | |
|--------------------------|---------------|-------------|---------------|-------------|---------------|-------------|
| 現金及約當現金 | 6,054 | 17% | 7,971 | 24% | 9,341 | 30% |
| 應收款 | 9,758 | 27% | 7,692 | 23% | 6,977 | 22% |
| 存貨淨額 | 13,636 | 38% | 12,496 | 37% | 9,793 | 32% |
| 採用權益法之投資 | 312 | 1% | 324 | 1% | 338 | 1% |
| 不動產、廠房及設備 | 4,096 | 12% | 3,763 | 12% | 2,764 | 9% |
| 資產總計 | 35,610 | 100% | 33,901 | 100% | 31,055 | 100% |
| 短期借款 | 4,880 | 14% | 4,364 | 13% | 310 | 1% |
| 應付款 | 10,398 | 29% | 9,786 | 29% | 12,042 | 39% |
| 應付公司債 | 0 | 0% | 0 | 0% | 980 | 3% |
| 負債總計 | 23,435 | 66% | 20,978 | 62% | 19,969 | 64% |
| 普通股股本 | 2,192 | 6% | 2,165 | 6% | 2,084 | 7% |
| 權益總計 | 12,175 | 34% | 12,923 | 38% | 11,085 | 36% |
| 每股淨值 - 母公司 (新台幣元) | 54.40 | | 58.46 | | 51.49 | |

10 單位：新台幣 元



JAC CSR 供應鏈管理最佳實踐獎



JAC initiative recognises :



Winner
Best Practice on CSR Engagement
Award 2021



2022 EcoVadis 企業社會責任金牌



ARCADYAN TECHNOLOGY CORP (GROUP)

has been awarded a
Gold medal


as a recognition of their EcoVadis Rating

- MARCH 2022 -




You are receiving this score/medal based on the disclosed information and news resources available to EcoVadis at the time of assessment. Should any information or circumstances change materially during the period of the scorecard/medal validity, EcoVadis reserves the right to place the business' scorecard/medal on hold and, if considered appropriate, to re-assess and possibly issue a revised scorecard/medal.

Valid until: March 2023
EcoVadis® is a registered trademark. © Copyright EcoVadis 2018 - All rights reserved



Outlook



Q&A