


# Arcadyan Technology (3596)

## 2022 Second Quarter Earnings Highlight



Oct 31, 2022

## Safe Harbour Notice

This presentation contains forward-looking statements, which are any predictions, projections, or other statements about future events. These statements are based on current expectations and assumptions that are subject to risks and uncertainties. Actual results could materially differ because of factors discussed in today's earnings press release, in the comments made during the conference call, and other reports and filings with the Taiwan Stock Exchange. We do not undertake any duty to update forward-looking statements.

# 2Q22 Statements Comprehensive Income

NTD million	2Q22		1Q22		2Q21		QoQ Change(%)	YoY Change(%) )
<b>Net Revenue</b>	<b>10,888</b>	<b>100%</b>	<b>10,300</b>	<b>100.0%</b>	<b>9,548</b>	<b>100%</b>	<b>6%</b>	<b>14%</b>
<b>Gross Profit</b>	<b>1,503</b>	<b>13.8%</b>	<b>1,415</b>	<b>13.7%</b>	<b>1,251</b>	<b>13.1%</b>	<b>6%</b>	<b>20%</b>
Operating Expenses	995	9.1%	939	9.1%	778	8.1%		
<b>Operating Profit</b>	<b>508</b>	<b>4.7%</b>	<b>476</b>	<b>4.6%</b>	<b>473</b>	<b>5.0%</b>	<b>6%</b>	<b>7%</b>
Non-Operating Items	26	0.2%	31	0.3%	31	0.3%		
<b>Pre-Tax Profit</b>	<b>534</b>	<b>4.9%</b>	<b>507</b>	<b>4.9%</b>	<b>504</b>	<b>5.3%</b>	<b>5%</b>	<b>6%</b>
Income Tax	140	1.3%	132	1.3%	123	1.3%		
<b>Net Income</b>	<b>394</b>	<b>3.6%</b>	<b>375</b>	<b>3.6%</b>	<b>381</b>	<b>4.0%</b>	<b>5%</b>	<b>3%</b>
Net Income Attributable to:								
Parent Company	427		390		381		10%	12%
Non-Controlling Interest	(34)		(15)		(1)			
<b>EPS (Basic, NTD)</b>	<b>1.95</b>		<b>1.80</b>		<b>1.85</b>			

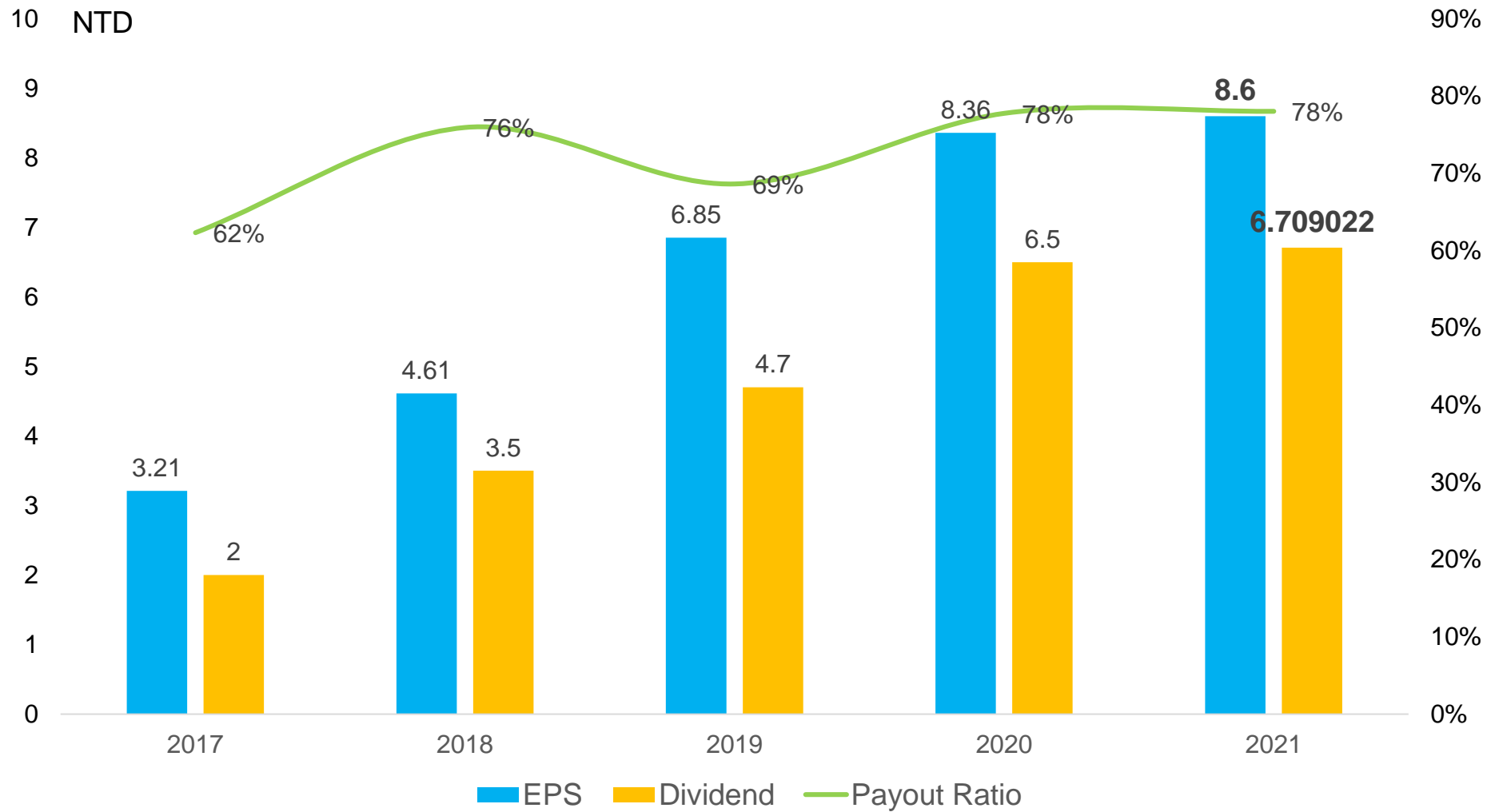
# 2022 1H Statements Comprehensive Income

NTD million	2022 1H		2021 1H		YoY
					Change(%)
<b>Net Revenue</b>	<b>21,188</b>	<b>100.0%</b>	<b>19,173</b>	<b>100.0%</b>	<b>11%</b>
<b>Gross Profit</b>	<b>2,918</b>	<b>13.8%</b>	<b>2,607</b>	<b>13.6%</b>	
Operating Expenses	1,934	9.1%	1,518	7.9%	
<b>Operating Profit</b>	<b>984</b>	<b>4.6%</b>	<b>1,089</b>	<b>5.7%</b>	<b>-10%</b>
Non-Operating Items	57	0.3%	(1)	-0.0%	
<b>Pre-Tax Profit</b>	<b>1,041</b>	<b>4.9%</b>	<b>1,088</b>	<b>5.7%</b>	<b>-4%</b>
Income Tax	272	1.3%	252	1.3%	
<b>Net Income</b>	<b>769</b>	<b>3.6%</b>	<b>836</b>	<b>4.4%</b>	<b>-8%</b>
Net Income Attributable to:					
Parent Company	817		836		-2%
Non-Controlling Interests	(48)		0		
<b>EPS (Basic, NTD)</b>	<b>3.76</b>		<b>4.05</b>		

# Balance Sheet

NTD million	<u>Jun 30, 2022</u>		<u>Mar 31, 2022</u>		<u>Jun 30, 2021</u>	
Cash and cash equivalents	11,774	31%	6,054	17%	7,752	25%
Accounts receivable	7,712	21%	9,758	27%	7,461	24%
Current inventories	12,033	32%	13,636	38%	10,504	33%
Investments	312	1%	312	1%	341	1%
Property, plant, and equipment	4,119	11%	4,096	12%	3,317	11%
<b>Total Assets</b>	<b>37,616</b>	<b>100%</b>	<b>35,610</b>	<b>100%</b>	<b>31,361</b>	<b>100%</b>
Current borrowings	6,906	18%	4,880	14%	1,490	5%
Accounts Payable	9,463	25%	10,398	29%	11,940	38%
Bonds payable	0	0%	0	0%	983	3%
<b>Total liabilities</b>	<b>24,811</b>	<b>66%</b>	<b>23,435</b>	<b>66%</b>	<b>19,926</b>	<b>64%</b>
Share Capital	2,204	6%	2,192	6%	2,084	7%
<b>Total Equity</b>	<b>12,806</b>	<b>34%</b>	<b>12,175</b>	<b>34%</b>	<b>11,435</b>	<b>36%</b>
<b>Book value per share – parent (NTD)</b>	<b>57.14</b>		<b>54.40</b>		<b>53.17</b>	

# Dividend Payout



## JAC Best Practice on CSR Award



JAC initiative recognises :



Winner  
Best Practice on CSR Engagement  
Award 2021



## 2022 EcoVadis Gold Medal

ecovadis

ARCADYAN TECHNOLOGY CORP (GROUP)

has been awarded a  
**Gold medal**


as a recognition of their EcoVadis Rating

- MARCH 2022 -




You are receiving this score/medal based on the disclosed information and news resources available to EcoVadis at the time of assessment. Should any information or circumstances change materially during the period of the scorecard/medal validity, EcoVadis reserves the right to place the business' scorecard/medal on hold and, if considered appropriate, to re-assess and possibly issue a revised scorecard/medal.

Valid until: March 2023  
EcoVadis® is a registered trademark. © Copyright EcoVadis 2018 - All rights reserved



# Outlook





# Q&A