


Arcadyan Technology (3596)

2022 Third Quarter Earnings Highlight



Nov 29, 2022

Safe Harbour Notice

This presentation contains forward-looking statements, which are any predictions, projections, or other statements about future events. These statements are based on current expectations and assumptions that are subject to risks and uncertainties. Actual results could materially differ because of factors discussed in today's earnings press release, in the comments made during the conference call, and other reports and filings with the Taiwan Stock Exchange. We do not undertake any duty to update forward-looking statements.

3Q22 Statements Comprehensive Income

NTD million	3Q22		2Q22		3Q21		QoQ Change(%)	YoY Change(%)
Net Revenue	12,784	100%	10,888	100.0%	9,481	100%	17%	35%
Gross Profit	1,799	14.1%	1,503	13.8%	1,361	14.3%	20%	32%
Operating Expenses	1,206	9.4%	995	9.1%	819	8.6%		
Operating Profit	593	4.6%	508	4.7%	541	5.7%	17%	10%
Non-Operating Items	120	0.9%	26	0.2%	33	0.3%		
Pre-Tax Profit	713	5.6%	534	4.9%	574	6.1%	34%	24%
Income Tax	179	1.4%	140	1.3%	157	1.7%		
Net Income	534	4.2%	394	3.6%	417	4.4%	36%	28%
Net Income Attributable to:								
Parent Company	571		427		487		34%	17%
Non-Controlling Interest	(36)		(34)		(70)			
EPS (Basic, NTD)	2.60		1.95		2.35			

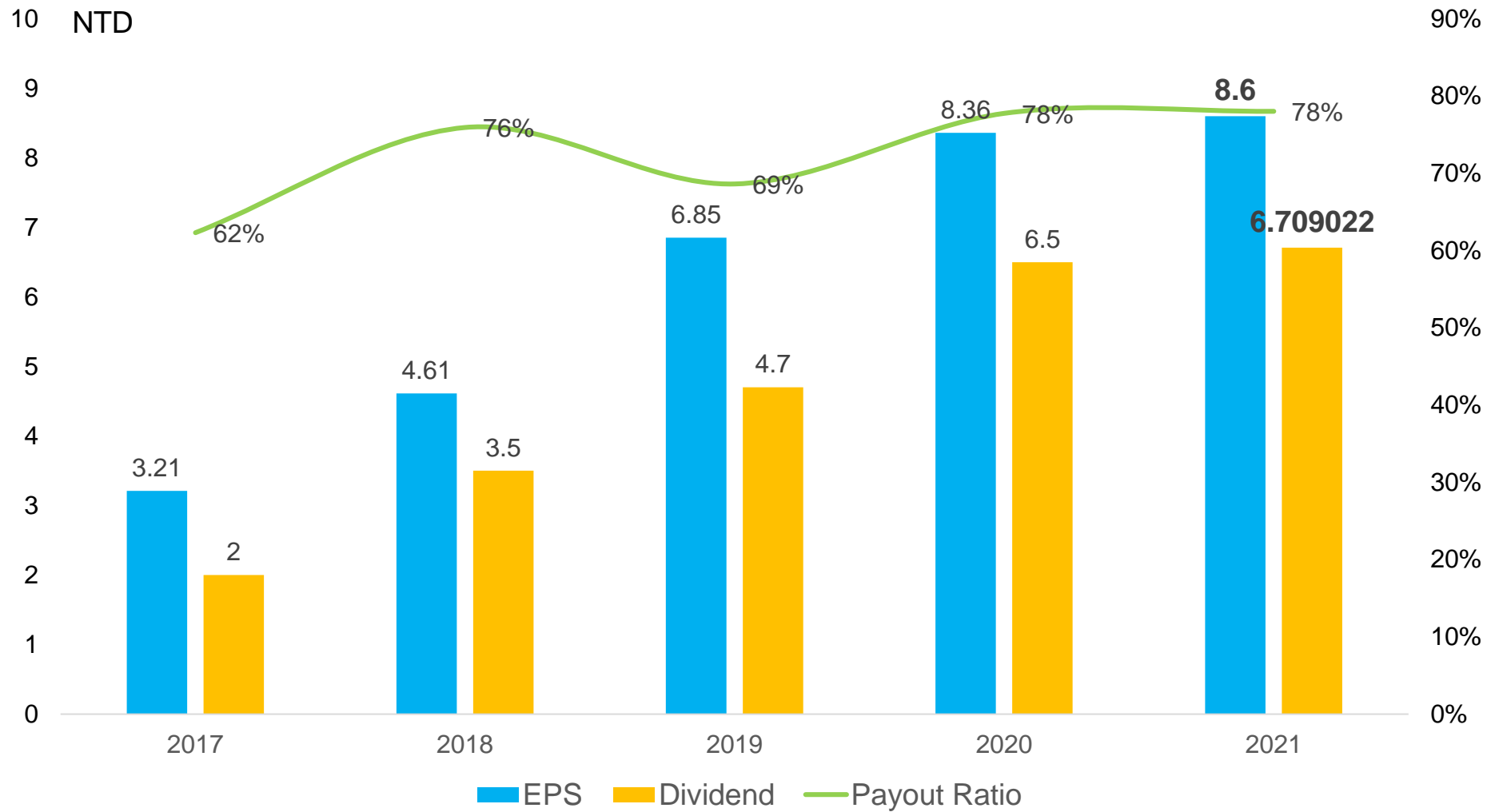
2022 Q1-Q3 Statements Comprehensive Income

NTD million	2022 Q1-Q3		2021 Q1-Q3		YoY
					Change(%)
Net Revenue	33,972	100.0%	28,654	100.0%	19%
Gross Profit	4,717	13.9%	3,968	13.8%	
Operating Expenses	3,140	9.2%	2,337	8.2%	
Operating Profit	1,577	4.6%	1,631	5.7%	-3%
Non-Operating Items	178	0.5%	31	0.1%	
Pre-Tax Profit	1,754	5.2%	1,662	5.8%	6%
Income Tax	451	1.3%	409	1.4%	
Net Income	1,303	3.8%	1,253	4.4%	4%
Net Income Attributable to:					
Parent Company	1,388		1,322		5%
Non-Controlling Interests	(85)		(70)		
EPS (Basic, NTD)	6.36		6.40		

Balance Sheet

NTD million	<u>Sep 30, 2022</u>		<u>Jun 30, 2022</u>		<u>Sep 30, 2021</u>	
Cash and cash equivalents	7,063	18%	11,774	31%	6,932	21%
Accounts receivable	11,876	30%	7,712	21%	7,271	22%
Current inventories	14,402	36%	12,033	32%	12,986	39%
Investments	315	1%	312	1%	331	1%
Property, plant, and equipment	4,547	12%	4,119	11%	3,728	11%
Total Assets	39,924	100%	37,616	100%	33,212	100%
Current borrowings	3,811	10%	6,906	18%	2,216	7%
Accounts Payable	15,228	38%	9,463	25%	12,320	37%
Bonds payable	0	0%	0	0%	879	3%
Total liabilities	26,451	66%	24,811	66%	21,260	64%
Share Capital	2,204	6%	2,204	6%	2,097	6%
Total Equity	13,473	34%	12,806	34%	11,952	36%
Book value per share – parent (NTD)	60.51		57.14		55.64	

Dividend Payout



JAC Best Practice on CSR Award



JAC initiative recognises :



Winner
Best Practice on CSR Engagement
Award 2021



2022 EcoVadis Gold Medal

ecovadis

ARCADYAN TECHNOLOGY CORP (GROUP)

has been awarded a
Gold medal


as a recognition of their EcoVadis Rating

- MARCH 2022 -




You are receiving this score/medal based on the disclosed information and news resources available to EcoVadis at the time of assessment. Should any information or circumstances change materially during the period of the scorecard/medal validity, EcoVadis reserves the right to place the business' scorecard/medal on hold and, if considered appropriate, to re-assess and possibly issue a revised scorecard/medal.

Valid until: March 2023
EcoVadis® is a registered trademark. © Copyright EcoVadis 2018 - All rights reserved



Outlook



Q&A