


# Arcadyan Technology (3596)

## 2022 Fourth Quarter Earnings Highlight



March 17, 2023

## Safe Harbour Notice

This presentation contains forward-looking statements, which are any predictions, projections, or other statements about future events. These statements are based on current expectations and assumptions that are subject to risks and uncertainties. Actual results could materially differ because of factors discussed in today's earnings press release, in the comments made during the conference call, and other reports and filings with the Taiwan Stock Exchange. We do not undertake any duty to update forward-looking statements.

# 4Q22 Statements Comprehensive Income

NTD million	4Q22		3Q22		4Q21		QoQ Change (%)	YoY Change(%)
<b>Net Revenue</b>	<b>13,196</b>	<b>100.0%</b>	<b>12,784</b>	<b>100.0%</b>	<b>9,586</b>	<b>100.0%</b>	<b>3%</b>	<b>38%</b>
<b>Gross Profit</b>	<b>1,869</b>	<b>14.2%</b>	<b>1,799</b>	<b>14.1%</b>	<b>1,341</b>	<b>14.0%</b>	<b>4%</b>	<b>39%</b>
Operating Expenses	1,246	9.4%	1,206	9.4%	773	8.1%		
<b>Operating Profit</b>	<b>623</b>	<b>4.7%</b>	<b>593</b>	<b>4.7%</b>	<b>568</b>	<b>5.9%</b>	<b>5%</b>	<b>10%</b>
Non-Operating Items	89	0.7%	120	0.9%	43	0.4%		
<b>Pre-Tax Profit</b>	<b>712</b>	<b>5.4%</b>	<b>713</b>	<b>5.6%</b>	<b>611</b>	<b>6.4%</b>	<b>-0%</b>	<b>17%</b>
Income Tax	100	0.8%	179	1.4%	162	1.7%		
<b>Net Income</b>	<b>612</b>	<b>4.6%</b>	<b>534</b>	<b>4.2%</b>	<b>449</b>	<b>4.7%</b>	<b>14%</b>	<b>36%</b>
Net Income Attributable to:								
Parent Company	625		571		465		10%	34%
Non-Controlling Interests	(14)		(36)		(16)			
<b>EPS (Basic, NTD)</b>	<b>2.84</b>		<b>2.60</b>		<b>2.20</b>			

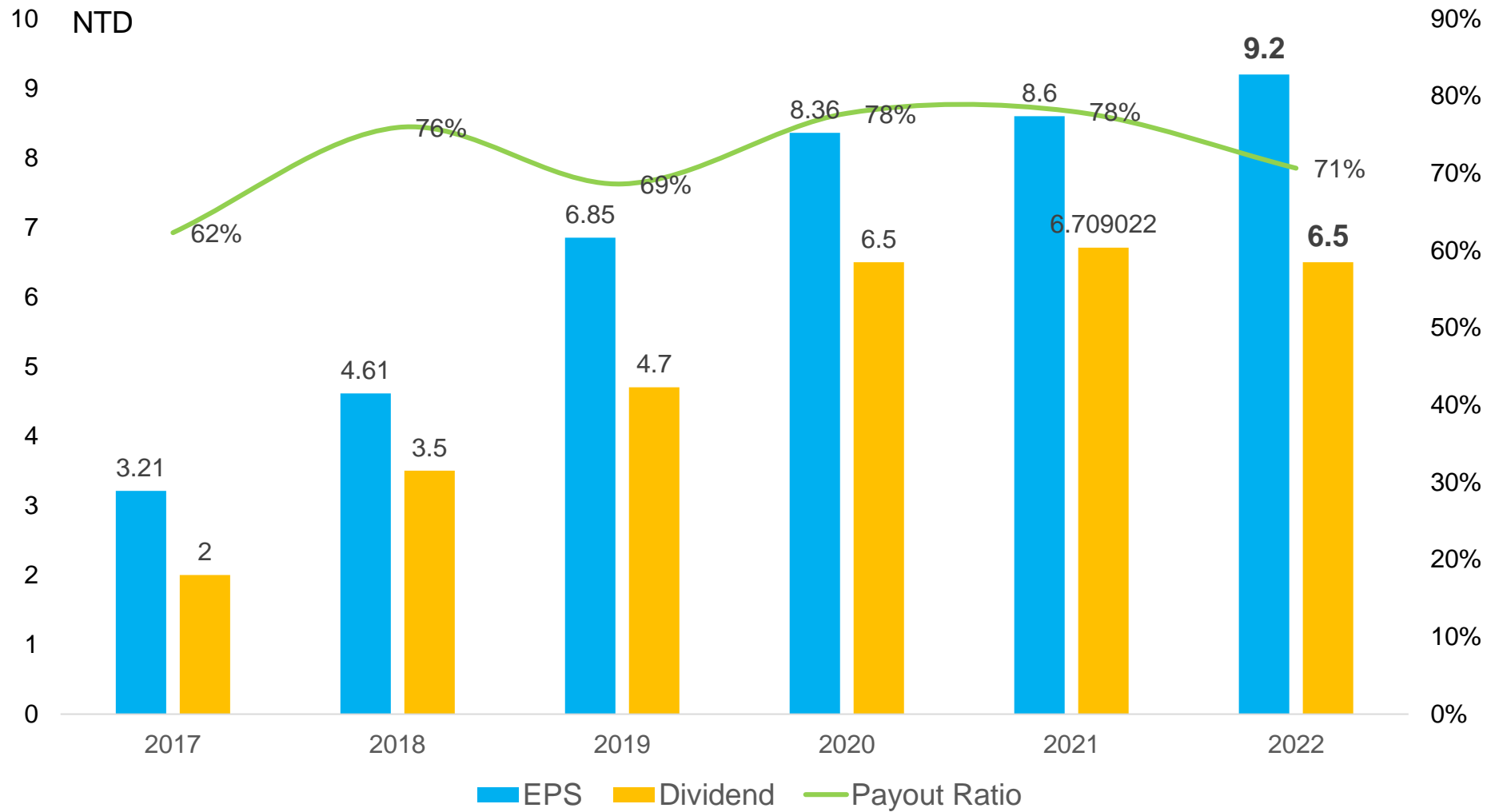
# 2022 Statements Comprehensive Income

NTD million	2022		2021		YoY
					Change(%)
<b>Net Revenue</b>	<b>47,168</b>	<b>100.0%</b>	<b>38,240</b>	<b>100.0%</b>	<b>23%</b>
<b>Gross Profit</b>	<b>6,586</b>	<b>14.0%</b>	<b>5,309</b>	<b>13.9%</b>	
Operating Expenses	4,386	9.3%	3,110	8.1%	
<b>Operating Profit</b>	<b>2,200</b>	<b>4.7%</b>	<b>2,199</b>	<b>5.8%</b>	<b>0%</b>
Non-Operating Items	266	0.6%	74	0.2%	
<b>Pre-Tax Profit</b>	<b>2,466</b>	<b>5.2%</b>	<b>2,273</b>	<b>5.9%</b>	<b>9%</b>
Income Tax	551	1.2%	571	1.5%	
<b>Net Income</b>	<b>1,915</b>	<b>4.1%</b>	<b>1,702</b>	<b>4.5%</b>	<b>13%</b>
Net Income Attributable to:					
Parent Company	2,013		1,788		13%
Non-Controlling Interests	(98)		(86)		
<b>EPS (Basic, NTD)</b>	<b>9.20</b>		<b>8.60</b>		

# Balance Sheet

NTD million	<u>Dec 31, 2022</u>		<u>Sep 30, 2022</u>		<u>Dec 31, 2021</u>	
Cash and cash equivalents	7,580	19%	7,063	18%	7,971	24%
Accounts receivable	10,797	27%	11,876	30%	7,692	23%
Current inventories	14,564	37%	14,402	36%	12,496	37%
Investments	305	1%	315	1%	324	1%
Property, plant, and equipment	4,907	13%	4,547	12%	3,763	11%
<b>Total Assets</b>	<b>40,021</b>	<b>100%</b>	<b>39,924</b>	<b>100%</b>	<b>33,901</b>	<b>100%</b>
Current borrowings	4,387	11%	3,811	10%	4,364	13%
Accounts Payable	14,181	36%	15,228	38%	9,786	29%
<b>Total liabilities</b>	<b>26,081</b>	<b>65%</b>	<b>26,451</b>	<b>66%</b>	<b>20,978</b>	<b>62%</b>
Share Capital	2,204	6%	2,204	6%	2,165	6%
<b>Total Equity</b>	<b>13,939</b>	<b>35%</b>	<b>13,473</b>	<b>34%</b>	<b>12,923</b>	<b>38%</b>
<b>Book value per share – parent (NTD)</b>	<b>62.66</b>		<b>60.51</b>		<b>58.46</b>	

# Dividend Payout



## JAC Best Practice on CSR Award



JAC initiative recognises :



Winner  
Best Practice on CSR Engagement  
Award 2021



## 2022 EcoVadis Gold Medal

ecovadis

ARCADYAN TECHNOLOGY CORP (GROUP)

has been awarded a  
**Gold medal**


as a recognition of their EcoVadis Rating

- MARCH 2022 -




You are receiving this score/medal based on the disclosed information and news resources available to EcoVadis at the time of assessment. Should any information or circumstances change materially during the period of the scorecard/medal validity, EcoVadis reserves the right to place the business' scorecard/medal on hold and, if considered appropriate, to re-assess and possibly issue a revised scorecard/medal.

Valid until: March 2023  
EcoVadis® is a registered trademark. © Copyright EcoVadis 2018 - All rights reserved



# Outlook





# Q&A