


# Arcadyan Technology (3596)

## 2024 Second Quarter Earnings Highlight



Sep 3, 2024

## Safe Harbour Notice

This presentation contains forward-looking statements, which are any predictions, projections, or other statements about future events. These statements are based on current expectations and assumptions that are subject to risks and uncertainties. Actual results could materially differ because of factors discussed in today's earnings press release, in the comments made during the conference call, and other reports and filings with the Taiwan Stock Exchange. We do not undertake any duty to update forward-looking statements.

# 2Q24 Statements Comprehensive Income

NTD million	2Q24		1Q24		2Q23		QoQ	YoY
							Change (%)	Change(%)
<b>Net Revenue</b>	<b>12,167</b>	<b>100.0%</b>	<b>12,547</b>	<b>100.0%</b>	<b>12,138</b>	<b>100.0%</b>	<b>-3%</b>	<b>0%</b>
<b>Gross Profit</b>	<b>1,823</b>	<b>15.0%</b>	<b>1,860</b>	<b>14.8%</b>	<b>1,726</b>	<b>14.2%</b>	<b>-2%</b>	<b>6%</b>
Operating Expenses	1,142	9.4%	1,102	8.8%	1,037	8.5%		
<b>Operating Profit</b>	<b>681</b>	<b>5.6%</b>	<b>758</b>	<b>6.0%</b>	<b>689</b>	<b>5.7%</b>	<b>-10%</b>	<b>-1%</b>
Non-Operating Items	95	0.8%	57	0.5%	64	0.5%		
<b>Pre-Tax Profit</b>	<b>776</b>	<b>6.4%</b>	<b>815</b>	<b>6.5%</b>	<b>753</b>	<b>6.2%</b>	<b>-5%</b>	<b>3%</b>
Income Tax	192	1.6%	196	1.6%	184	1.5%		
<b>Net Income</b>	<b>584</b>	<b>4.8%</b>	<b>619</b>	<b>4.9%</b>	<b>569</b>	<b>4.7%</b>	<b>-6%</b>	<b>3%</b>
Net Income Attributable to:								
Parent Company	586		622		575		-6%	2%
Non-Controlling Interests	(2)		(3)		(6)			
<b>EPS (Basic, NTD)</b>	<b>2.66</b>		<b>2.82</b>		<b>2.61</b>			

# 2024 Frist Half Statements

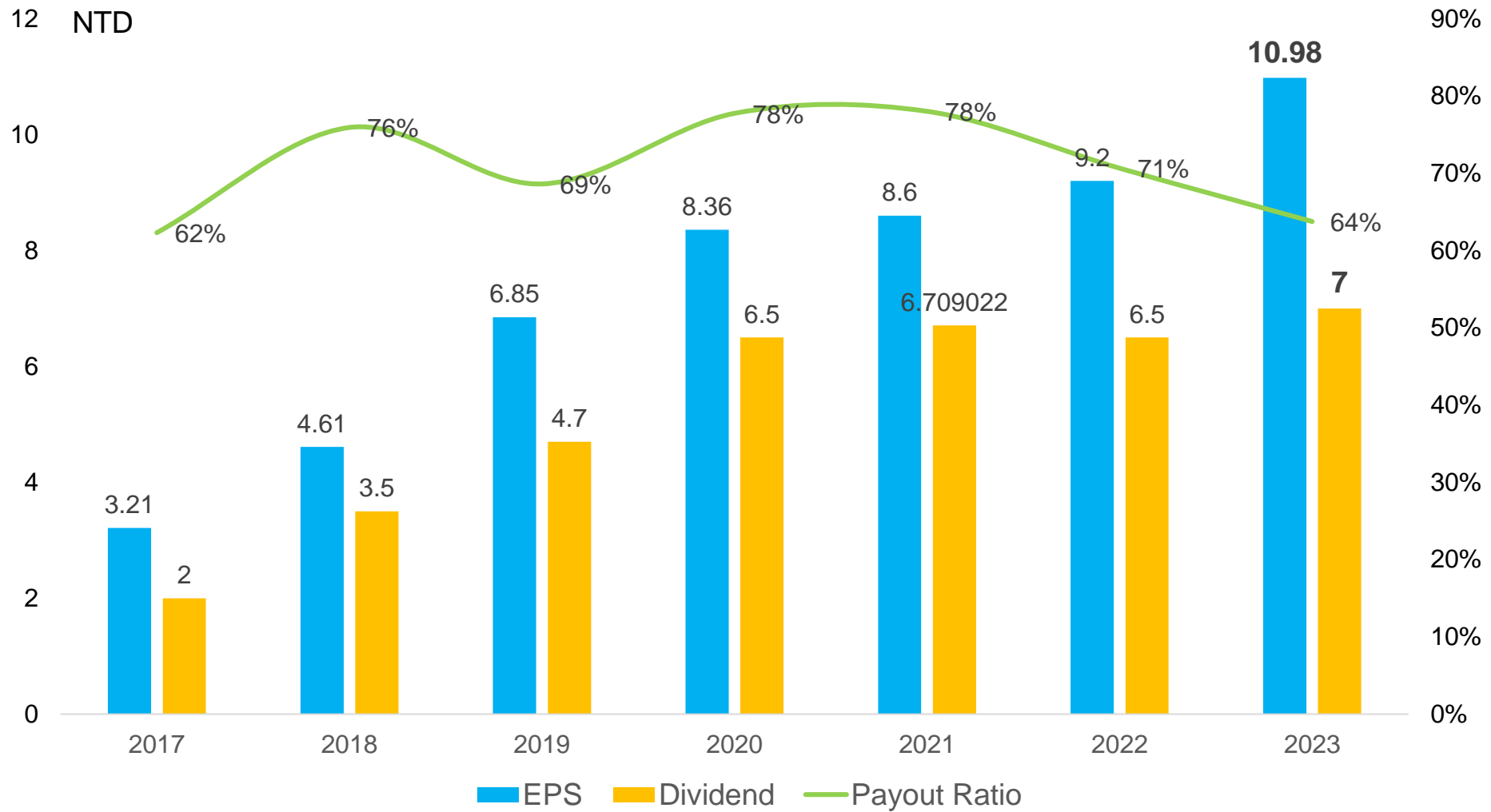
## Comprehensive Income

NTD million	2024 First Half		2023 First Half		YoY
					Change(%)
<b>Net Revenue</b>	<b>24,714</b>	<b>100.0%</b>	<b>23,159</b>	<b>100.0%</b>	<b>7%</b>
<b>Gross Profit</b>	<b>3,683</b>	<b>14.9%</b>	<b>3,292</b>	<b>14.2%</b>	<b>12%</b>
Operating Expenses	2,244	9.1%	1,911	8.2%	
<b>Operating Profit</b>	<b>1,439</b>	<b>5.8%</b>	<b>1,381</b>	<b>6.0%</b>	<b>4%</b>
Non-Operating Items	152	0.6%	26	0.1%	
<b>Pre-Tax Profit</b>	<b>1,591</b>	<b>6.4%</b>	<b>1,407</b>	<b>6.1%</b>	<b>13%</b>
Income Tax	388	1.6%	342	1.5%	
<b>Net Income</b>	<b>1,203</b>	<b>4.8%</b>	<b>1,065</b>	<b>4.6%</b>	<b>13%</b>
Net Income Attributable to:					
Parent Company	1,209		1,072		13%
Non-Controlling Interests	(5)		(7)		
<b>EPS (Basic, NTD)</b>	<b>5.48</b>		<b>4.86</b>		

# Balance Sheet


NTD million	<u>Jun 30, 2024</u>		<u>Mar 31, 2024</u>		<u>Jun 30, 2023</u>	
Cash and cash equivalents	11,498	28%	10,584	25%	5,276	15%
Accounts receivable	6,757	16%	6,831	16%	8,529	25%
Current inventories	12,997	31%	15,578	37%	13,508	39%
Investments	219	1%	224	1%	265	1%
Property, plant, and equipment	5,605	14%	5,578	13%	5,308	16%
<b>Total Assets</b>	<b>41,432</b>	<b>100%</b>	<b>42,716</b>	<b>100%</b>	<b>34,702</b>	<b>100%</b>
Current borrowings	1,122	3%	959	2%	327	1%
Accounts payable	12,271	30%	15,865	37%	10,980	32%
Current portion of long-term debt	0	0%	0	0%	661	2%
Long-term debt	0	0%	0	0%	0	0%
<b>Total liabilities</b>	<b>26,724</b>	<b>65%</b>	<b>28,629</b>	<b>67%</b>	<b>21,044</b>	<b>61%</b>
Share Capital	2,204	5%	2,204	5%	2,204	7%
<b>Total Equity</b>	<b>14,708</b>	<b>36%</b>	<b>14,087</b>	<b>33%</b>	<b>13,658</b>	<b>39%</b>
<b>Book value per share – parent (NTD)</b>	<b>66.33</b>		<b>63.50</b>		<b>61.40</b>	

# Dividend Payout




## 2024 EcoVadis Platinum





# Outlook





# Q&A